

*Central Oklahoma Corvair Association
Newsletter*

September 2019



THE PREZ SEZ

Hello All,

I want to start off by thanking all who showed up at Pops for the meet-up with the Tulsa club, it was short notice but we had a good showing and a nice time. We had a lot of fun with our server and that made our lunch even more enjoyable. To my knowledge we had no breakdown there and back, although Chris had a hard-to-start problem when we got ready to leave. James jumped on the start problem and helped Chris get it running in minutes for the trip home, great job James!

John Sargent and Ken Drye are working on getting their 63 Spyder's on the road and getting closer everyday. Ken recently fired his motor up after Richard figured out the distributor was installed 180 degrees out of position, good work Richard! Every Sunday and Wednesday's at Kens are usually very productive. This last Sunday we accomplished a fix for a pulling front brake problem on Ken's Rampside, a fan belt problem on Justin's Corsa and did a brake bleed on Richard's (non) Corvair. Even after all of that we managed to get Ken's new motor hooked up and running on the stand, nice work by all!

October is going to be a busy month in our Corvair world. We have the Mineral Wells, TX event coming up on the 11th 12th and 13th, sounds like a fun time. The Great Plains Round-up is the following weekend at Carthage, MO. that also should be interesting with all different models of Chevy's showing up. I hope and encourage all of our members can attend this show...hope to see you there.



David Castiaux, COCA President.
David Castiaux, The Prez
DCastiaux@Aol.Com



COCA Meeting Minutes August 2019

The monthly COCA meeting was held at the Ergenbright's ranch with President David Castiaux presiding. David called the meeting to order and welcomed everyone. There were no guests in attendance. David called for a moment of silence to remember our dearly departed members.

Old Business- The minutes were reviewed. Liz Capron made a motion to accept the minutes as written and that motion was seconded by Pat Silver. The motion carried. The nationals are over for another year. Colleen and Richard Law gave a first person account of this year's convention. They both said it was a lot of fun. Colleen took first in her class for the autocross and Richard took 4th place in his class. Colleen's trophy was so much BIGGER than Richard's. Next year's event will take place in San Diego, California and if you plan on going it is not too early to make your reservations now.

Treasurer's Report- Ken Drye gave his report on our financial status. Liz Capron made a motion to accept the report and Ann Ergenbright seconded. The motion carried.

New Business- Corvair Heritage Days will be held at Mineral Wells, Texas on October 11th through the 13th. They have moved their show so as not to conflict with the Round up. At present one of our larger groups so far plan on attending this event. Hopefully we can get a good crowd of our club members to go and represent the club and have a great time.

The following week will be the Round-up in Carthage, Missouri. Registration forms are located later in this newsletter. Again, it would be nice to have a good club turnout.

September 14, 2019 there will be a car show at "Harrah Days" in Harrah, Oklahoma.

September 28, 2019 will be "Mufflers on Main Street" in Blanchard.

On October 10th The Putnam City Baptist Church will be having a car show at their location.

November 2nd is the date for our marshmallow, weiner roast at the Ergenbright's ranch. If the weather does not cooperate the secondary date will be November 9th. The starting time will be about 4 P.M. Make plans to attend.

November 11th is the annual Midwest City Veteran's Day parade. A show of hands indicated several members were interested in participating and David will initiate the necessary paper work.

Pat Silver will get the word out when we can reconvene at his shop and reassemble Loren's car.

David congratulated Colleen on another great newsletter and Bob Welch's tech tip was also recognized.

James Ergenbright suggested that we all take the time to get in touch with our fellow members that are not able to make it to the meetings. Just to touch base, say hello and let them know we are thinking about them.

Debbie Nels has offered up her house for any future meetings. This is for when James and Ann are out of town, or get tired of doing the hosting.

Raffle tickets were sold and door prizes distributed.

Don't forget coffee at Ken's Sunday and Wednesday mornings. It is always stimulating conversation and good fellowship.

There will be a Board of Directors meeting after the September meeting. Board members please make plans to attend.

Colleen Law is accepting pictures and your stories about your Corvair. Send her an item and it might just end up in our newsletter. She also is always looking for a good recipe or two that can be shared with the membership.

James Ergenbright made a motion to adjourn the meeting. Pat Silver seconded the motion. The motion passed and the meeting was adjourned.





Coffee at Kens

Those at the Garage

Ken Drye

James Ergenbright, Travis Watson and his Brother, Bob Welch, Justin Mead, Joe Nels, Richard Law, John Sargent, Rex Johnston and David Fasgold and his grandson.







Bob's Tech Corner

Good grief Charlie Brown,

Autumn is already here, the leaves will be turning pretty quickly and the Great Pumpkin will be here next month!

This month's tech tip will be a follow up to the diagnoses tip of last month. This time around we will look a few, not so popular pieces of test equipment.

Let's start:

The most common tool in our shop is the timing light. We use it to set the timing while the engine is already running. But I digress.....

Let's look at one of the most useful tools, in our arsenal of combating an engine ills. When our flat 6 is "down on power", it is time to check the compression in each cylinder.

1. Start and run your engine enough to get it to normal operating temperature and shut it off.
 2. Remove all spark plugs. Check their condition. Place them in an order that you will be able to correlate any compression abnormalities. Number them from the cylinder they came out of. Yes they will be hot!
 3. Block the throttle in the fully open position. Also known as WOT (Wide Open Throttle)
 4. Place your compression tester in the first spark plug hole. If you have a screw in type all the better, if you have the rubber tip and a push seal on the end, be sure that it is sealed against the spark plug hole when you crank the engine. Crank the engine over for at least 4 complete revolutions/compression strokes to get a good and consistent compression readings.
 5. BE SURE to write down/record each individual compression number. The numbers will be in lbs. per sq. inch, indicated for each cylinder.
i.e. #1-120 #3-115, #5 125 #2 60, #4 130, #6 125. Be sure to use the same number of revolutions on each cylinder when taking these readings
- Upon completion of all the compression testing in each cylinder, all the cylinders should be within the Chevy shop manual's guidelines/ recommendations. The lowest readings should not be less than 80% differential of the highest cylinders readings. note the example of bad reading in cylinder #2. Also note; ZERO compression in any cylinder indicates a hole in a piston!

Common readings:

Sticking valve; A sticky valve shows itself when the reading fails to climb a little at each stroke until the reading peaks or if it remains unchanged during the first few strokes and then starts to climb in pressure.

Blown or leaking head gasket:

If the compression in any cylinder (individual cylinder head gaskets with the Corvair) is more than 20 lbs. lower than the other cylinders, this indicates a leaking or blown gasket. (see above if ZERO compression)

Excessive Carbon Build up:

Whenever the compression gauge indicates a 20 lb. increase above the Shop manual's recommendations, this is an indication that there is carbon build up within the cylinder or cylinder head combustion chamber.

Faulty Rings or Valves:

Normally, valves do not all wear out or burn away at the same time or rate. However, uneven compression is generally a sign of valve problems. Burnt valves can be differentiated from worn rings by squirting a tablespoon of oil into each cylinder, then cranking the engine to distribute the oil and repeat the compression test. If the readings show a considerable increase, you have found out that the rings are worn and in need of replacing. If the readings remain close to the previous readings, a valve is burned and a valve job is in order.

Next let's look at the Vacuum Gauge.

A manifold vacuum test is one of the most mystifying test that is done on any engine. Most people refuse to do this test, skirting an important part of a diagnostic procedure at their disposal. Properly done, a vacuum gauge and its test can provide much needed and desirable information about the workings and condition of your engine. However, it is easy to misinterpret the gauge's readings and thereby reach false conclusions.

When using a vacuum gauge, it is best to note the ACTION of the gauge's needle, rather than the reading of the numbers on the dial!

On an engine which is in good internal condition and properly adjusted, the vacuum gauge indicator will hold steady at a reading somewhere between 17 and 21, at idle speed. There will be some variations as altitude and atmospheric conditions vary. Generally speaking, every 1,000 feet above sea level, will lower the readings about one division. Also, the more cylinders the engine has, the higher the readings will be.

To connect your vacuum gauge to a Corvair engine, you should be sure to connect it to both Carb spark port tubes at the base of the carburetor, (where the vacuum attaches from the Distributor and the same place on the left side). Use a windshield washer "T" to make this connection. Be sure that there are NO possible leaks as this will give you false reading from the start. The complete instructions are in the Tune-Up section in your Service manual for your year of Corvair, so I won't go through those steps here.

Normal engine:

Watching the needle at idle, you should see a steady reading between 15 and 20. When you hit the throttle suddenly and then close the throttle, the needle should drop very low maybe even 3 or 4 then bounce back up to 23 or so.

Leaking Piston Rings:

The vacuum gauge will behave very much like a normal engine, except that the reading while idling will be a little lower than normal. When the throttle is suddenly opened and closed, the reading may drop all the way to zero and bounce back to only 18 or less. If you find this to be the case for your engine, it is time to do a Compression test and verify the condition of the rings.

Leaking Intake:

A steady needle but extremely low reading indicates a probable air leak in the carburetor, intake manifold or gaskets.

Leaking Head Gasket:

If the needle fluctuates regularly, between high and a low reading, a cylinder head gasket has probably blown out! Do a compression test.

Carburetor out of Adjustment:

Watching your vacuum gauge, if the needle fluctuates very slowly over a range of 4 or 5, the probable cause/trouble is a faulty carburetor adjustment in the carburetor's idle mixture screw.

Spark Plug Gap:

If the needle fluctuation is over a much narrower range, approximately 2 points on your vacuum meter, this may indicate that the spark plug gaps (all plugs) is too small.

Defective Valve Action:

A rapidly vibrating needle at idle speed, indicates that the intake valve guides are probably worn. If However, the vibration of the needle only occurs when the engine is accelerated, there is probably one or more weak valve springs! An intermittent drop of 3 or 4 points on the vacuum meter, indicates a sticking valve whereas a regular drop would indicate a burned or leaking valve.

Common readings:

Sticking valve; A sticky valve shows itself when the reading fails to climb a little at each stroke until the reading peaks or if it remains unchanged during the first few strokes and then starts to climb in pressure.

Blown or leaking head gasket:

If the compression in any cylinder (individual cylinder head gaskets with the Corvaír) is more than 20 lbs. lower than the other cylinders, this indicates a leaking or blown gasket. (see above if ZERO compression)

Excessive Carbon Build up:

Whenever the compression gauge indicates a 20 lb. increase above the Shop manual's recommendations, this is an indication that there is carbon build up within the cylinder or cylinder head combustion chamber.

Faulty Rings or Valves:

Normally, valves do not all wear out or burn away at the same time or rate. However, uneven compression is generally a sign of valve problems. Burnt valves can be differentiated from worn rings by squirting a tablespoon of oil into each cylinder, then cranking the engine to distribute the oil and repeat the compression test. If the readings show a considerable increase, you have found out that the rings are worn and in need of replacing. If the readings remain close to the previous readings, a valve is burned and a valve job is in order.

Next let's look at the Vacuum Gauge.

A manifold vacuum test is one of the most mystifying test that is done on any engine. Most people refuse to do this test, skirting an important part of a diagnostic procedure at their disposal. Properly done, a vacuum gauge and its test can provide much needed and desirable information about the workings and condition of your engine. However, it is easy to misinterpret the gauge's readings and thereby reach false conclusions.

When using a vacuum gauge, it is best to note the ACTION of the gauge's needle, rather than the reading of the numbers on the dial!

On an engine which is in good internal condition and properly adjusted, the vacuum gauge indicator will hold steady at a reading somewhere between 17 and 21, at idle speed. There will be some variations as altitude and atmospheric conditions vary. Generally speaking, every 1,000 feet above sea level, will lower the readings about one division. Also, the more cylinders the engine has, the higher the readings will be.

Special addition of Pats Garage

Many members came together to help install the Engine into Loren Capron's vert. A very big thank you to all who helped and participated. A very big thank you to Pat and Delia Silver for hosting and providing the great lunch. Delia I heard it was fantastic.....



James Ergenbright, Ken Drye, Joe Nels, Ron Cooper



Pat Silver



Pictured
Ken Drye, Pat Silver Dave
Castiaux, Joe Nels, Rex
Johnston,



Pictured

Ken Drye, Richard Law,
Joe Nels, Rex Johnston,
James Ergenbright, Jim
Gailey, Dave Castiaux, Ron
Cooper



John Oxford



Pictured:

Delia Silver, Jim Gailey, James Ergenbright, Bob Welch, Ken Drye, Ron Cooper, Joe Nels, Dave Castiaux, Rex Johnston



Corvair Ladies Shared Recipe Corner

This months recipe shared by Ann Ergenbright

September 29, 2019 would have been my mom's 100th birthday. So in honor of her as a pioneer Corvair owner in 1961, here's her spaghetti recipe.....

Lois Cheek's Spaghetti

2 lbs. ground beef

1 large can of tomato sauce (15 oz)

1 large can of stewed whole tomatoes

1/3 C molasses

1 jar Heinz dill relish (not sweet relish)

1 T Celery flakes

1 t Oregano leaves

L T bell pepper flakes

Dash of onion powder, garlic powder, salt and pepper Spaghetti - boiled

Brown ground beef with celery flakes, oregano leaves, bell pepper flakes, garlic powder, onion powder, salt and pepper.

Add molasses to meat mixture after meat has browned.

Add jar of Heinz relish to meat mixture. Add tomato sauce and stewed whole tomatoes. Stir.

Let meat sauce mixture cook about 1 hour on low heat.

Boil spaghetti till tender. Pour off water but do not rinse spaghetti.

Stir spaghetti into meat sauce mixture. Mix well.

It's Yummy and is Great as a leftover.

Members Corner and their ride

This month Ann and James Ergenbright

We are the proud owners of this beautiful **Rose Gold colored 1965 Corsa**. I'll just say we love our car. James' involvement with Corvair's began 5 years ago when he bought a 1963 convertible to work on from Phillip Morgan. By the way Phillip is the one that invited us to attend a club meeting. My involvement with Corvairs began in 1961 when my parents bought a brand new 2 door Monza that my brother James still owns. It is black with red interior. After attending our first meeting in Jan 2014, we were hooked. Corvair people are the BEST. Chris Teer invited us to attend HOT in Johnson City, TX in April 2014 in his place. He not only offered us his hotel reservations but he loaned us the Purple Panther to drive, We had a BLAST. A few months later, I told James that if we were going to be members of the club we needed to have our own drivable car. Little did we know what was in our future. Richard and Colleen Law contacted us with an offer we couldn't refuse, and we were now the owners of the beautiful rose gold colored Corsa. We've driven the Corsa to HOT multiple times; Springfield, IL; Taos, NM; Little Rock, AR; Branson, MO; Independence, MO and the car was even driven over Monarch Pass in CO. We couldn't be happier with our car and look forward to many more fun times in the rose gold Corsa.



Fun at POP's

We recently met up with some members of the Green Country Tulsa Club and Terry Kalp for an impromptu lunch.

Janet and Bob Welch, Terry Kalp, Ken Drye, Colleen Law, Joe Nels, Cena and Jim Gailey, Ann and James Ergenbright, Liz Capron and Grandson Sean, Dave Castiaux, Toni and Chris Teer and picture taker Richard Law









Ken Drye, Joe Nels, Ann Ergenbright, Toni Teer and Janet Welch and Colleen Law picture taker



Corvair Heritage Day 2019
 October 11-13, 2019 - Mineral Wells, Texas

For more information, contact Michael Boyle at NTCAactivities@gmail.com or 972-602-1922

Name (s): _____
 Address: _____ City/State/Zip: _____
 Phone #: _____ Contact # during event: _____
 Email: _____ Club Affiliation: _____

MEALS MUST BE PAID FOR BY OCTOBER 11, 2019! NO REFUNDS AFTER SEPTEMBER 21, 2019!

Individual/Family Registration Fee: Early Registration (mailed before August 3, 2019) = FREE! Registration (mailed August 3 – September 21, 2019) = \$15.00 Registration Late (mailed September 22 – October 5, 2019) or Onsite = \$25.00	\$ _____									
Friday October 11, 2019: 11:00 am – BBQ Lunch at Fort Richardson State Park # attending _____ at \$16.00 each = 5:30 – 9:00 pm – Car Cruise and Crazy Water Festival # vehicles _____ (Free) 8:00 – 9:00 pm – Valve Cover Races at First Christian Church, Mineral Wells # vehicles _____ at \$5.00 each= Participant: _____ Participant: _____	\$ _____ \$ _____									
Saturday October 12, 2019 8:30 am – 4:00 pm Autocross at the Mineral Wells Airport: # drivers _____ at \$40.00 each = Classes: NLHP or ELHP – Novice or Experienced Low HP (80-110) NHHP or EHHP – Novice or Experienced High HP (140-180) Elite – Highly Modified FC – Forward Control Open Men – All non-Corvair Ladies – Corvairs Only Open Ladies – All non-Corvair Driver: _____ Class: _____ Driver: _____ Class: _____ 12:00 – 1:00 pm – Lunch Break at the Mineral Wells Airport: # attending _____ (FREE) Lunch is provided free of charge to all participants and registered attendees. 12:00 – 1:00 pm – Car Show # vehicles _____ at \$5.00 each = Vehicle Classes: Early-Open, Early-Closed, Late-Open, Late-Closed, FC, Work In Progress Participant: _____ Vehicle Class: _____ 5:00 pm Dinner at Pastafina Restaurant # attending _____ at \$27.00 each = 7:00 pm Awards and Dessert in the Conference room at the Red Lion Inn	\$ _____ \$ _____ \$ _____									
Sunday October 13, 2019 8:30 am – Send off breakfast at host hotel (\$5.00 for non-hotel guests to be paid to the hotel)										
Apparel Orders: orders must be received by October 1, 2019 <table border="1" style="width:100%; border-collapse: collapse; margin-top: 5px;"> <tr> <td style="width:20%; padding: 2px;">T-Shirt <u>NO</u> Pocket \$15.00 each</td> <td style="padding: 2px;"># _____ Small # _____ Medium # _____ Large # _____ XLarge # _____ XXL large add \$1.00 # _____ XXXLarge add \$1.00</td> <td style="width:20%;"></td> </tr> <tr> <td style="padding: 2px;">T-shirt <u>WITH</u> Pocket \$16.00 each</td> <td style="padding: 2px;"># _____ Small # _____ Medium # _____ Large # _____ XLarge # _____ XXL large (XXXLarge not available)</td> <td></td> </tr> <tr> <td style="padding: 2px;">Hats \$15.00 each</td> <td style="padding: 2px;"># _____ Structured # _____ Unstructured</td> <td></td> </tr> </table>	T-Shirt <u>NO</u> Pocket \$15.00 each	# _____ Small # _____ Medium # _____ Large # _____ XLarge # _____ XXL large add \$1.00 # _____ XXXLarge add \$1.00		T-shirt <u>WITH</u> Pocket \$16.00 each	# _____ Small # _____ Medium # _____ Large # _____ XLarge # _____ XXL large (XXXLarge not available)		Hats \$15.00 each	# _____ Structured # _____ Unstructured		Total Apparel Order = \$ _____
T-Shirt <u>NO</u> Pocket \$15.00 each	# _____ Small # _____ Medium # _____ Large # _____ XLarge # _____ XXL large add \$1.00 # _____ XXXLarge add \$1.00									
T-shirt <u>WITH</u> Pocket \$16.00 each	# _____ Small # _____ Medium # _____ Large # _____ XLarge # _____ XXL large (XXXLarge not available)									
Hats \$15.00 each	# _____ Structured # _____ Unstructured									

Host Hotel: Red Lion Inn and Suites
 6801 Hwy 180 E, Mineral Wells, TX 76067 Phone: 940-325-7829
 Group name: **North Texas Corvair Association** before September 25,
 2019 rate is \$79.10 (\$70.00 +13% tax). Rate is available Thursday –
 Saturday night. Suite is an additional \$10.00.

Total for all items: \$ _____

Make check payable to NTCA
 Mail form and check to:
 NTCA, PO Box 170796, Irving Texas 75107

CORVAIR HERITAGE DAY 2019

OCTOBER 11 – 13, 2019

Friday, October 11, 2019

- 10:00 am Caravan departs host hotel for Fort Richardson State Park.
- 11:00 am Lunch and games at Fort Richardson State Park. Lunch will be a catered BBQ meal with brisket, sausage, and turkey, BBQ beans, potato salad, ice tea and water, and all the fixins'. After lunch we will be competing in some unique games. Be ready to play because there will be prizes! Your BBQ meal ticket includes your day pass into the park, so if you want to explore the park you can arrive earlier or stay later!
- 1:00 pm Scenic drive back to Mineral Wells. We have mapped out a nice afternoon drive with several points of interest and stops along the way. If you are in a rush to get back there are some short cuts!
- TBD We will be participating in the Mineral Wells Crazy Water Festival Crazy Car Cruise on Friday evening. More details will be available closer to the event. Plan on participating in the cruise through downtown and then joining us at the First Christian Church for Valve Cover Races. The Crazy Water Festival will provide the perfect venue for the evening meal and entertainment. There will be a small fee to enter the festival grounds, look for more information to come.
- 9:00– 11:00 pm Welcome Party at the host hotel. Snacks and drinks will be provided. BYOB for anything stronger than cola or tea!

Saturday, October 12, 2019

- 7:00 am - 9:00 am Autocross Setup (NTCA) – Near the Mineral Wells Airport, 6300 Columbia St, Mineral Wells, TX 76067
- 8:30 am - 9:00 am Autocross Registration and Tech Inspection
- 9:30 am - 11:00 am Autocross
- 11:00 am – 12:00 pm Car show staging and cleaning.
- 12:00 pm - 1:00 pm Lunch break and Car show - (we are providing a free lunch to all registered attendees)
The car show voting will be held during the lunch break.
- 1:00 pm - 4:00 pm Autocross
- 5:00 pm – 7:00 pm Dinner at Pastafina Restaurant.
- 7:00 pm - 9:00 pm Awards Dessert Buffet at host hotel followed by some fun and games. We will be providing dessert, tea, water and colas, but you can BYOB anything you would like!

Sunday, October 13, 2019

- 8:30 am Send off breakfast at host hotel.

Here is some information about the Round UP

This is going to be so simple this year. The Friday night cruise downtown reminds us of American Graffiti – many many cars, food, music, it's cool! Then the show on Saturday goes all day to 5pm. Awards are given by the Carthage folks at around 4pm – There will easily be 500 vehicles of all kinds at the show and they will have a lot right in the middle for many Corvairs to be together with a Corvair category for people's choice. Lots of food trucks. Good ones! Probably a pancake breakfast Saturday morning at the firehouse – big event last year that we attended. Yep, it'll be different but those that are saying the roundup is getting a little stale won't be able to say that after Maple Leaf. Nothing Saturday night officially planned. Nothing Sunday. Hotel will have a really good breakfast for us on the mezzanine. They do that everyday and the cost is built in to the room rates!

I hope people register and reserve rooms very soon – I would hate for them to run out of rooms on us. This hotel is the host hotel for the entire event, not just the Corvairs. ☺

The swap meet has been so good that they decided last year to do it on Friday as well as Saturday. It was awesome! They said the traffic for the swap was incredible both days so they will be doing that again.

Thanks Scott – let me know if there are other questions and it's fine to spread this email around if you think it'll help.

Also, tulsacorvair.com has the printable registration form right at the top. Only \$15 to register. Hotel info is there and btw, the shirts will be ordered, paid for and delivered right there at the show – No pre-order. Just \$15 registration, a credit card to hold the hotel room and gas in the tank.

GONNA BE GREAT! See ya there! Spread the love.

Marv

Update

Hi everyone – Please find an important announcement regarding a drawing in July for 2 nights FREE at the Precious Moments Hotel during the event in October.

We want to thank our Flagship club in Wichita for stepping up to fund these two nights for the lucky attendee(s).

People must have their registration (Only \$15 this year) in by July 1st to be entered in the drawing.

There is a registration form attached and also a printable version at tulsacorvair.com

Please do not send money for shirts with your registration. Shirts will be able to be bought, paid for, and delivered at the show!

There will be hundreds of gorgeous vehicles for everyone to enjoy with, we hope, many more Corvairs than other vehicle owners have ever seen all together in one place.

IT'S GONNA BE FUN !!!!!!! LET'S BLOW'M AWAY WITH OUR BEAUTIES AND . . . HAVE OUR DEBUNK NADER STORIES READY, HEHEHEHEH !!!!!!! Marv Luke, GCCG

Registration Form

Great Plains Corvair Roundup / Maple Leaf Car Show

October 18-19, 2019

Carthage, Missouri



**Green
Country
Corvair
Group**



**CARTHAGE
MAPLE LEAF
CAR SHOW**

Car Show Registration 450 Dash Plaques

Name (First, Last) _____

Street Address _____

City _____ State ____ Zip _____

Email _____

Phone _____

Make & Year of Vehicle _____

Class CORVAIRS Club Affiliation _____

Entrant's Signature _____ Date _____

Swap Meet Registration

Name (First, Last) _____

Street Address _____

City _____ State ____ Zip _____

Email _____

Phone _____

Product Being Sold _____

Entrant's Signature _____ Date _____

Event Fees

Event			Total
Show Registration	\$15.00		\$15.00
Swap Meet	\$25.00		
T-Shirts Ordered and Delivered On Site	\$15.00		
		Quantity	
Corral (Vehicles for sale)	\$ 5.00		
Total Fees			

Make Checks Payable To:

Carthage Maple Leaf Car Show
P.O. Box 283 • Carthage, MO 64836

Registration \$15.00
**(Due by Oct. 1, 2019 to guarantee
group placement with all other Corvairs)**

Precious Moments Hotel



2701 Hazel Ave • Carthage, MO

**Mention Great Plains Corvair Roundup
For Special \$76.⁴⁹ Rate (Includes Hot Breakfasts)**

For Reservations: 417-359-5900

General Information: Marilyn Ash 918-245-0888 • Marvin Luke 918-250-1500

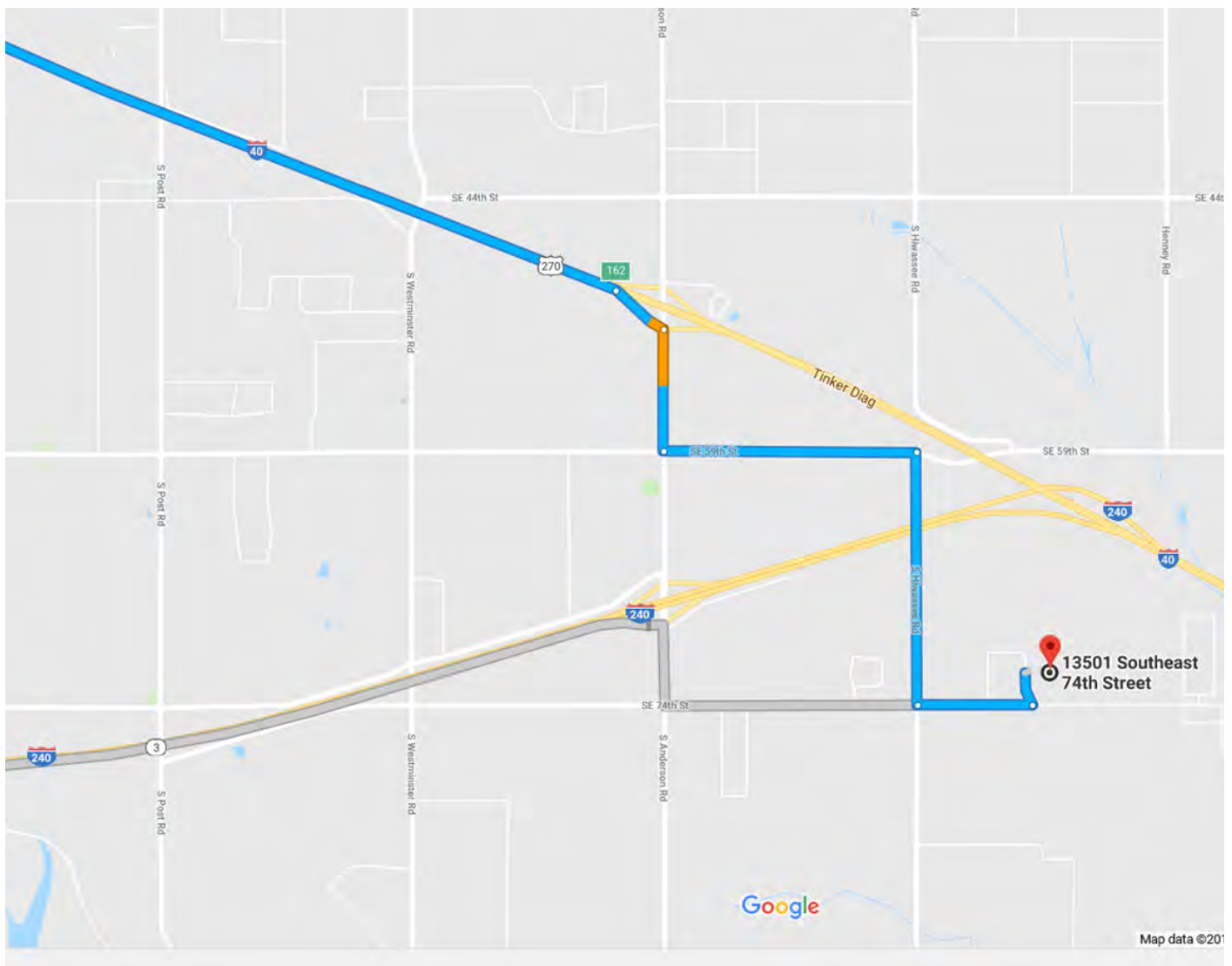
Swap Meet Information: Randy 417-850-5933

In consideration of the acceptance of the right to participate, entrants and spectators, by exhibiting a vehicle or motorized equipment and by the execution of this entry form, I hereby release the city of Carthage, County of Jasper, State of Missouri, The other Co-Redemptrix, the sponsors and everyone else involved in the promotion or execution of the Carthage Maple Leaf Car Show of and from any claims, losses injuries, judgement, whatsoever may be suffered by the entrant to his/her person or by his/her property either to it or caused by it.

Directions to the Diamond E Ranch (The Ergenbrights) Meeting Place

10:00 AM for our Monthly Meeting

The ground is very wet so do not park
on the grass stay on the driveway...
you will get stuck...



Heart of Texas Corvair Reunion 2020...

Hosted by North Texas Corvair Association
...is on the road to the Piney Woods of East Texas
April 17-19th, 2020 Hotel Fredonia, Nacogdoches, TX



Opened in 1955, the Hotel Fredonia was reopened in 2017 with modernized rooms. It retains the Mid-Century Modern look and feel of the 1960's, making it the perfect host hotel for our 1960's Corvairs!

Hotel block will be available for Thursday, Friday and Saturday nights. Rate honored 3 days before and after, subject to availability.
Tower King or Double Queen - \$129
Upgraded rooms are also available for \$149
Registration form and reservation information available soon



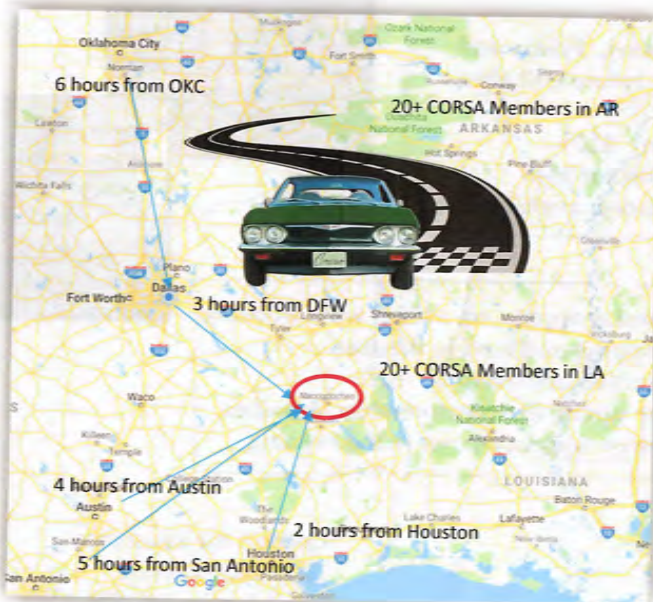
Nacogdoches restaurants and shopping are a short walk from the hotel. Other shopping and food in the area.
Friday registration and evening fun!
Saturday: Car show on the square in downtown Nacogdoches, Driving tour thru the piney woods; Dinner in the evening.



Contact for assistance:
HOT 2020 Chairs:
Ray Morales 847-254-1398
Jeannette Alberte 847-254-1399

Get on the road to east Texas!

Heart of Texas Corvair Reunion 2020...
Hosted by North Texas Corvair Association
...is on the road to the Piney Woods of East Texas
April 17-19th, 2020 Hotel Fredonia, Nacogdoches, TX



Plan your trip to many area attractions that are on the way or a short drive:

- Canton area for antiques
- Tyler for Azalea Gardens
- Texas Freshwater Fisheries Hatcheries in Athens
- Caddo Mounds State Historic site, Alto (near Nacogdoches)
- Texas State Railroad rides in Rusk and Palestine



The Central Oklahoma Corvair Club Monthly News is a monthly publication of the Central Oklahoma Corvair Association, INC. C.O.C.A is Chapter 731 of the Corvair Society of America. It is provided to all current members. Guests and nonmembers receive a complimentary copy upon request, and are welcome to attend our monthly meetings held the second Thursday of each month. The location will be listed on the front page of the newsletter. Membership is open to anyone with an interest in the Corvair Automobile. Dues are \$15 per year

MAILING ADDRESSES: All business mail, with the exception of the newsletter items, should be sent to the address of the club president.

Newsletter items must be sent to the editor and received by the 25th of the month for it to be included that month's issue. Email newslettercoca@gmail.com with your submissions

WE THE BOARD OF DIRECTORS ENCOURAGE YOU TO JOIN CORSA, ASK ANY OFFICER FOR AN APPLICATION. The Dues are \$45.00 for 12 months or \$90.00 for 26 months. This entitles you to the monthly publication of the CORSA "Communique", and other benefits.



Club Stats:

NUMBER OF MEMBERS	12
NUMBER AT LAST MEETING	22
NUMBER OF CORVAIRS DRIVEN	3
NUMBER OF GUEST AT LAST MEETING	0
NEW MEMBERS	1

OFFICERS:

President:

David Castiaux
 10628 S.E. 44th Street
 Oklahoma City, OK 73150
 405-642-1056
dcastiaux@aol.com

Vice President:

Jim Gailey
 8224 N.W. 115th Street
 Oklahoma City, 73162
 405-615-7554
jgailey@cox.net

Secretary:

Joe Nels
 622 Cresent Circle
 Midwest City, Ok 73110
 405-733-8772
joenels@sbcglobal.net

Treasurer:

Ken Drye
 2512 S. Post Road
 Midwest City, OK, 73130
 405-732-6867.
kdrye84370@aol.com

BOARD OF DIRECTORS:

David Castiaux, Jim Gailey, Joe Nels, Ken Drye, Bob Welch, Richard Law, Liz Capron, Larry Duvall, Delia Silver

NEWSLETTER EDITOR:

Colleen Law
 7701 Deer Meadow Dr
 Oklahoma City, Ok 73150
newslettercoca@gmail.com



C.O.C.A WEBSITE:
<http://cokcca.org/>

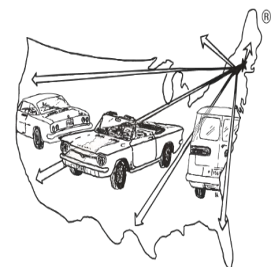
Some Vendor Cards



Clark's Corvair Parts®

Our catalog lists over 15,000 parts for your Corvair. We carry engine parts, body panels, upholstery and much more! There are 1,000's of reproduced items available, pages of technical information and lots of other helpful hints.

Check us out at www.corvair.com or call today to order a copy of our printed catalog. You will quickly see why we are the world's largest supplier of parts and all your other Corvair needs. Clark's - More than Parts!



Clark's Corvair Parts® 400 Mohawk Trail, Shelburne Falls, MA 01370
(413)625-9776 www.corvair.com email: clarks@corvair.com

January 26, 2019	Monthly Meeting - Diamond E Ranch Board of Directors voting DUES for the year are Due \$15.00
February 23, 2019	Monthly Meeting - Diamond E Ranch Cold Tuna—Wichita, KS
March 23, 2019	Monthly Meeting - Diamond E Ranch St. Patricks day parade - Downtown OKC - March 16
April 27, 2019	Monthly Meeting - Law Home directions in the Newsletter Heart of Texas - Spring Branch, Texas 12 April - 14 April
May 25, 2019	Monthly Meeting - Diamond E Ranch Tri-State - May 17-19
June 22, 2019	Monthly Meeting - Diamond E Ranch Decades of Cars Near Baxter Springs KS June 21-22
July 27, 2019	Monthly Meeting - Diamond E Ranch Corsa Convention - 23-27 July Pheasant Run Resort - St. Charles Il.
August 24, 2019	Monthly Meeting - Diamond E Ranch Watermelon Festival - Rush Springs
September 28, 2019	Monthly Meeting - Diamond E Ranch
October 26, 2019	Monthly Meeting - Diamond E Ranch Corvair Round UP - Maple Leaf Festival - Oct 18-19 Corvair Heritage Days - Oct 11-13 Mineral Wells Texas
November 23, 2019	Monthly Meeting - Diamond E Ranch
December 28, 2019	Monthly Meeting - Diamond E Ranch
1st Saturday	Cars and Coffee North Park Mall
2nd Saturday	Cars and Coffee Norman at Crest Foods W. Robinson
3rd Saturday	Cruise in for Coffee Midwest City Santa Fe Steak House parking lot Apr - Oct
1st and 3rd Thursdays	Thursday Night Cruisers - Mustang Apr - September
Sundays	Coffee at Kens