

*Central Oklahoma Corvair Association
Newsletter*

February 2020



THE PREZ SEZ

Goodday to all of the COCA members and friends. It's February and we are getting closer to warmer weather, that means great fun with our Corvairs is just ahead! Our next meeting will be on Saturday the 22nd of this month at the same place and time as usual. The first scheduled event of the year will be the St. Patricks' day parade, next will be the HOT in Texas. I encourage everyone to go to HOT and other events, you don't have to take a Corvair, you can still have a GREAT time! Please look at all the events Colleen has printed in this newsletter and give them your consideration.

We had our election at the last meeting and I want to thank everyone who ran for office and those who volunteered to continue in their present posts. It takes all of us to keep our club going strong and enjoying the things we have in common. I also want to thank everyone for their support and help given to me for the last two years, and I ask for your continuing support for the next two, yes, I'm still your president!

Please support our newsletter with short stories, car owner articles, recipe's and other items of interest. Pictures of you cars with short stories and the work you are doing on them, also trips you have taken are always of interest to many.

We need everyone to start thinking of nice places to put on our next Roundup event. We are two and a half years out from our turn, but it's never too early to plan, it takes a lot of effort to put on a great event. Another good reason will be that our next President will only have been in office about seven months when it takes place. We will need to make it as painless as we can for all. I plan to set up a committee soon to get us started.

Thank you all very much, I'm looking forward to our next two years together!



David Castiaux, COCA President.
David Castiaux, The Prez
DCastiaux@Aol.Com



COCA Meeting Minutes January 2020

The monthly COCA meeting was held January 25, 2020 at the Ergenbright's with President David Castiaux presiding. David called the meeting to order and welcomed everyone.

Treasurer's Report- Ken Drye gave his report on our financial status. Ken also reminded those who have not yet renewed, that the dues for 2020 are now due. Pat Silver made a motion to accept the report, Liz Capron and Mia seconded the motion. The motion carried.

New Business-

David read a thank you note the club received from James and Ann Ergenbright for the club's thoughtfulness and appreciation for the donation the club endowed to them. David also received a letter from Embassy Suites which catered our Christmas party. Enclosed was a free night's stay at the hotel valid to the bearer for the period of one year. The club held an impromptu auction. The bids came fast and furious and when the dust had settled Colleen Law had the winning bid.

David Main passed out literature with information pertaining to some cool Corvair neon lit signs. He needs a minimum order of 10 before he can place the order. There is also a neon Chevy sign. He will sell these at his cost of \$100.00. Anyone interested in one or both of these signs need to contact David Main.

Delia Silver is your source for your Girl Scout cookie cravings. She is now taking orders.

Cheryl Castiaux gave a brief presentation on the behalf of the local chapter of the American Legion. David and Cheryl Castiaux are both heavily involved with the American Legion. The Legion is selling chances for some really neat prizes in their raffle to raise money. Anyone wanting to purchase tickets for this noble endeavor contact Cheryl or David and they can hook you up. The main drawing will be held near the end of June 2020 so there is plenty of time to make your purchases.

David wants to set up a committee to start looking for ideas and suggestions for our next turn as the host of the Great Plains Roundup. This will probably be done at the February meeting. Anyone with ideas is encouraged to contact David until the committee is set up.

At the end of next month's meeting there will be a board meeting.

The 2020 Election Results for COCA

There were two board seats that needed to be filled. Larry Duval nominated Melinda Duvall and Colleen Law nominated David Clamp. Both accepted the nominations and both were formally voted on and are now our latest board members.

In other election news, Colleen Law will stay on as our Newsletter Editor. Ken Drye remains the Treasurer, Joe Nels is the secretary. Jim Gailey won re-election as Vice-President and David Castiaux was re-elected as President.

Raffle tickets were sold and door prizes distributed.

Colleen Law is accepting pictures and your stories about your Corvair. Send her an item and it might just end up in our newsletter. She would like one for each month of the newsletter. She also is always looking for a good recipe or two that can be shared with the membership.

David Clamp made a motion to adjourn the meeting. Pat Silver seconded the motion. The motion passed and the meeting was adjourned.

Upcoming Events-

St. Patrick's Day Parade- David has sent in our application and he awaiting a response from the parade organizers with our information.

HOT in Nacogdoches, Texas in April- A large contingent will depart from Oklahoma City on the 16th of April. More details will follow as to where and when the meeting place will be. The hotel does accept pets.

Tri-State will be held in May in Albuquerque, New Mexico- More information and flyer is located in this newsletter. This hotel also accepts pets for those that choose to travel with your buddy (s).

CORSA National Convention in San Diego, California- It's not too early to make your reservations for this event now.

Coffee at Ken's- Held weekly on Sunday and Wednesday mornings. All are welcome.





Coffee at Kens






The Sunday crew working on one of the cars

- Ken Drye
- Travis Watson
- Justin Mead
- Rex Johnston
- Pat Silver
- Joe Nels
- Bob Welch

And Mr. Photographer himself Dave Castiaux



Bob's Tech Corner

This month's tech topic is one that many of us dread and most don't want to deal with!

With this in mind let's try to get more information about this nemesis, **hydraulic lifters**.

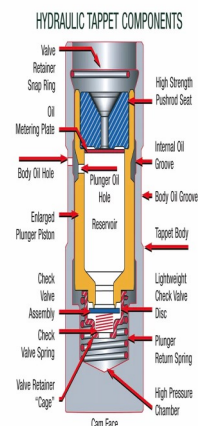
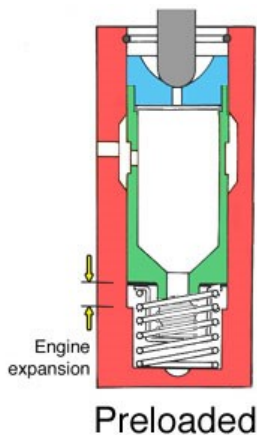
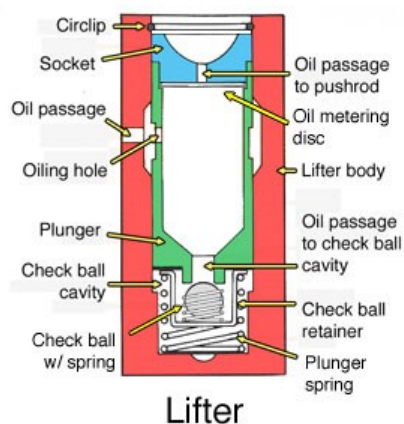
The hydraulic lifter consists of a cylinder, (the lifter body) and a plunger piston, which fits inside the cylinder. This plunger is an oil reservoir.

There is a small inlet in the cylinder's side that lets in oil, under pressure. There is also a corresponding hole in the plunger that lets the oil into the plunger' oil reservoir (refer to the illustrations). As oil enters the plunger, the oil pushes against the check valve at the bottom, overcoming the small spring that holds it in place. With this pressure, the center plunger is pushed upward inside the piston and the oil then acts on the metering plate/piddle valve. This metering plate acts as a one way valve that lets the oil in and up through the push rod to lubricate the rocker arms, but does not allow the oil to "leak down" while the engine is running and there is constant oil pressure in the lifter.

Your Corvaír lifters can and do sometimes leak down when the engine is not running. This happens when the oil hole in the lifter body stops in a downward position. This the reason that you will sometimes hear one, "Lifter Clatter" at start up. "V "type and "in line" engines with upright lifters do not normally suffer this issue! Chevrolet was specific about the type of lifters that went into the new pancake engine. These lifters were designed specifically for this new engine! They did not just specify a generic lifter, but went to the trouble to engineer a brand new lifter design for their brand new engine!!

However, Chevrolet dropped the original lifters in favor of the SBC V8 lifters for replacement. In my opinion, this was done for cost savings and expediency. Not a well thought out decision, and therefore, was not in the best interest of the Corvaír owners! The V8 lifters fit and worked so... no new, actual Corvaír specific lifters were available for replacement after a short time.

I have included some illustrations of cutaway lifters for your review. Please note that the larger illustration shows the push rod seat of one of many styles of V8 lifters. This particular illustration shows that the metering disc can rock back and forth allowing the oil to move into the push rod. The first two illustrations show the metering disc solid against the push rod seat or socket. This would not allow oil to pass up and into the push rod and on to the rocker arms. In this lifter the metering disc is actually NOT flat but has a raised sim-circle so that it can rock and push oil up the push rod.



- Do the V8 lifters work in the Corvair engine? Yes they do. But are they THE BEST option for this little pancake engine? Let us take a look at both types of lifters (see photos) and see.
- Are the replacement V8 lifters cost effective and will they perform as well as the lifters that were designed for the Corvair engine?

For the V8s, there are several aftermarket manufactures, so there are several types of lifters. Their appearance might be different but their internal workings are very similar and some may be interchangeable!

DEEP DIMPLE is the newest catch phrase, when using V8 lifters.

The Corvair specific lifters are totally different in appearance externally and the internal parts as well. Although similar, There are differences as you can easily see!

Note, the Corvair lifter is on the left. I have included a second push rod seat and oil metering plate that I have disassembled so you can see the exact difference in the two lifter types. The metering plate in the Corvair lifter is about 1/4 inch in diameter and 1/8th inch thick.

(It is on the right side of the plunger) the assembled one is above the lifter body with the snap ring above it.

NONE of the V8 type lifter internal parts will fit in the Corvair lifter body, nor the Corvair lifter internals fit in the V8 lifter body. (see Photos to compare)

Many people are misinformed about the Corvair lifter, thinking that there is a "little oil pump" inside the Corvair lifter because it has to lie down on its side. This is totally untrue! You will also notice that the Corvair lifter does not have the thin disk "metering plate/piddle", as in the V8 lifters.

The operation of the Metering plate/piddle is described above, remember that although there is a difference in appearance, in operation it is hard to determine !

The Corvair's thicker piddle, as you can see in the accompanying photos, is much thicker and much smaller in diameter, but heavier than the V8 counterpart. It will take more pressure to lift it off of its seat. It would also be more difficult for oil to pass back through the "Metering plate".

Therefore, acts as a one way valve, letting the oil in the small hole at the end of the "deep dimple" push rod seat. It is this one way valve action that some would mistake for a little pump. The oil pressure going in the valve at the top of the lifter, pushes the oil through the push rod up to the rocker arms, at the same PSI that you read on your oil pressure gauge!

Can lifters be restored or rebuilt? Yes they can. Willhoyt Cams in OKC has been regrinding cams and refacing lifters for 30+ years.
lifters!



Each manufacturer's lifters has a spec for the convex face of their valve lifters. They can be reground to the exact spec and the lifter face to new condition. The cost is usually less than new V8 DEEP DIMPLE lifters, with the added benefit of being absolutely the correct lifter for your Corvair engine, Not a more expensive compromise! But don't think that you can have them lifters refaced and reuse them. They have to be disassembled, cleaned, inspected..... and some will not pass YOUR inspection.

However, one has to be a little cautious and selective when choosing lifters for rebuild! Some of them may have excessive pitting in the machined surfaces that renders them unacceptable for rebuild.

As far as comparative costs, The Deep Dimple lifters are inexpensive and they work. In contrast the cost to grind the lifter faces is even cheaper but the down side is that you will spend an lot of time rebuilding them yourself. SO..... you have to weigh those issues. It is up to you!

I will continue to rebuild and use Corvair lifters in my personal engines.

If you are NOT comfortable rebuilding or reusing your own Corvair lifters, then the Deep Dimple V8 lifters will be your next best choice. Many in the Corvair world have already transitioned to the DEEP DIMPLE lifters with great success!

Good Luck whichever way you go!

YES the Deep Dimple V8 Lifters adjust the same as the original Corvair lifters!

I wanted to include this picture of the V8 lifter dissembled, to show that the bottom side of the push rod seat has a raised portion in the middle with the oil hole in it.

This allows the metering plate to rock back and forth (or Piddle) and allow the oil to move up the push rod.

I will bring some lifters to the meeting on Saturday Feb 22, 2020 for everyone to inspect...So if you have any questions... Bring them with you.

Keep driving your Corvairs

See you Saturday at the Diamond E Ranch

Bob W.



Rex Johnston shared some of his work at his place recently



Corvair Ladies Shared Recipe Corner

This months recipe shared by Liz Capron

TWO RECIPES FOR ST. PATRICK'S DAY COMING UP!

INSTANT POT POTATO SOUP

- ½ Pound Bacon – cut into small piece
- 1 Small Onion, chopped
- 2-3 Stalks of Celery, diced
- 4-5 Medium Potatoes, peeled and diced
- 5 Cups Chicken Broth
- Salt and Pepper to taste
- 1 pouch of Instant Mashed Potatoes
- 1 Cup Heavy Cream

Turn on Instant Pot to Sauté' and fry bacon pieces until they begin to crisp.

Add chopped onion and diced celery. Cook with bacon until the onion begins to look transparent. Cancel Sauté'.

Add chicken broth, potatoes and salt and pepper.

Turn Instant Pot to Pressure Cook and cook for 8 minutes.

Let it depressurize for 10 minutes and then manually finish depressurizing.

Open lid and add the pouch of instant potatoes and heavy cream. STIR until completely dissolved.

Serve.

LIME JELL-O CHEESECAKE

MIX together – 1 package Lime Jell-O 1 C boiling Water 3 T. Lemon Juice
Place into refrigerator until it is slightly thickened. After it has thickened, beat with mixer until the mixture is foamy.

BEAT 1 can of CHILLED Milnot in a separate bowl until stiff. (Use a large bowl as it GROWS!)

CREAM together – 8 oz. softened Cream Cheese 1 C. Sugar 1 t. Vanilla

MIX – Cream Cheese mixture with the Jell-O mixture, then blend in the Milnot mixture.

CRUSH several packages of Graham Crackers into the bottom of 9 X 13 cake pan. Just enough for the bottom crust.

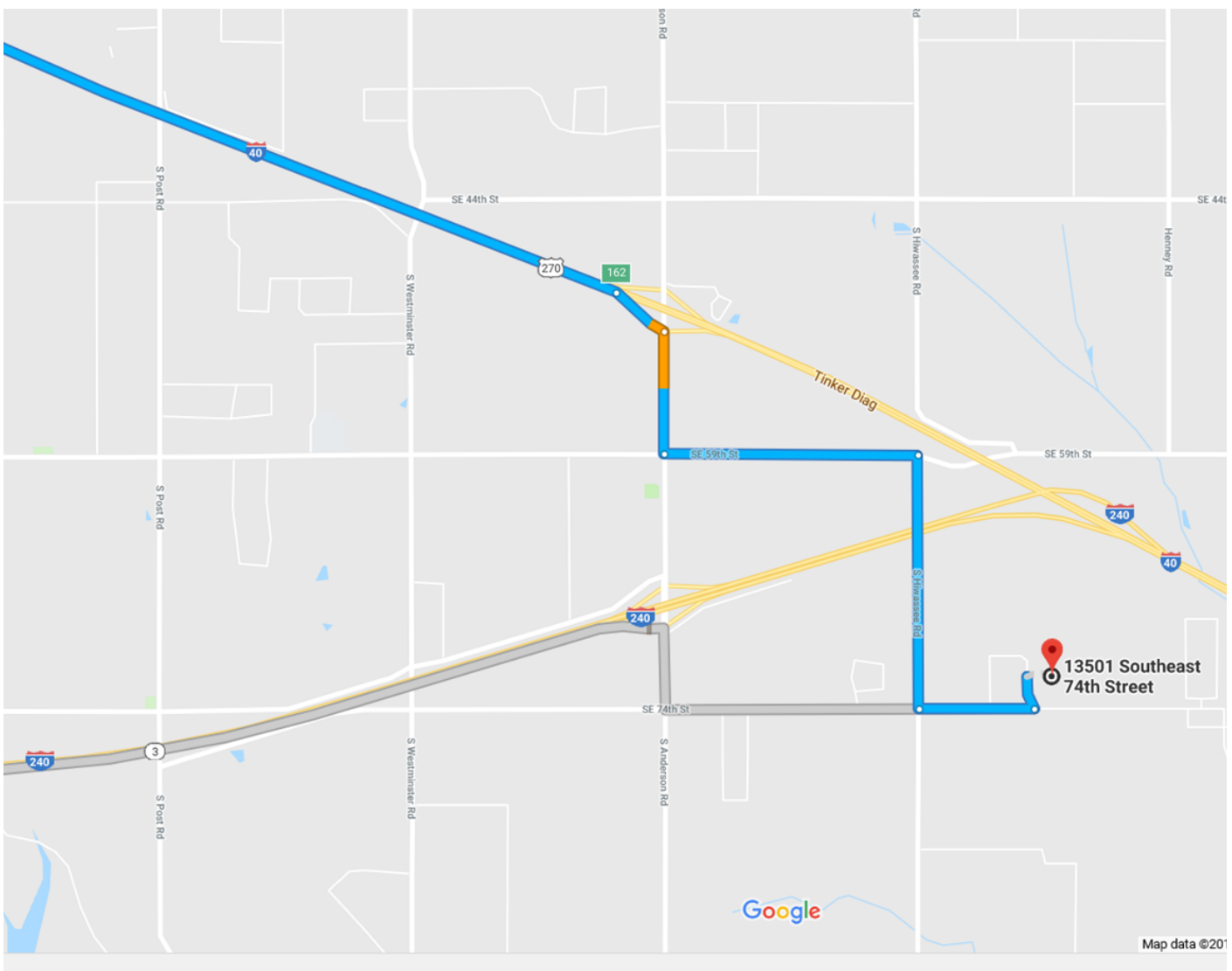
ADD the blended Cream Cheese, Jell-O and Milnot mixture on top of the crushed Graham Crackers

TOP with a layer of crushed Graham Crackers.

REFRIGERATE OVERNIGHT.

Directions to the Diamond E Ranch (The Ergenbrights) Meeting Place

10:00 AM for our Monthly Meeting The ground is very wet so do not park on the grass stay on the driveway... you will get stuck...



contact: 



[HOME](#) [JOIN THE PARADE](#) [WATCH THE PARADE](#) [CONTACT](#)

OKC Energy FC O'City Parade

Oklahoma City's St. Patrick's Parade

The O'City Oklahoma City St. Patrick's Day Parade is back for 2020. On Saturday, March 14, 2020, throw on your finest green shirt and come celebrate the greenest day of the year with your city! Join groups from all over the OKC metro showing their St. Paddy's Day pride. Make sure you kick off this day the right way in downtown OKC!



[CONTACT](#)





MEMBERS HISTORY JOIN CONTACT US GALLERY SPONSORS LINKS DONATE

Plot a Course to CORSA 2020

San Diego Corvair Club

presents...



San Diego, CA July 6th - 11th 2020

July 6th- 11th

Crowne Plaza Hotel

2270 Hotel Circle North, San Diego, CA. 92108

(619) 297-1101

Start you reservations now! Mention CORSA convention at the time of booking! Group code "CNC"

[Online Reservations](#)

Offer valid until 06/06/2020

Convention Registration coming in January!!!

Things to Do in San Diego



Heart of Texas *Corvair* Reunion



April 17-19, 2020



H.O.T 2020 will be “air cooled in the pines” in the oldest town in Texas

Hosted by North Texas Corvair Association

Updates on northtexascorvair.org and the NTCA Facebook page

The city of Nacogdoches and The Fredonia Hotel is the host location for H.O.T. The Fredonia is a recently refurbished boutique hotel, designed and built in the Mid-Century modern era of our Corvairs. Dedicated parking for cars and trailers will be available. Eating and shopping is a short walk downtown. Breakfast and other meals are available at local restaurants or the hotel.

For those arriving early, a “Pre-H.O.T drive” will be available **starting Friday morning**. **Registration** will open in late afternoon. A restaurant and visitors guide will be provided in your registration package. **Friday night**, the welcome gathering and games will be held at the Nacogdoches Visitors and Convention Bureau, a short walk or drive from the hotel.

Saturday morning, the H.O.T Car Show will take place on the town square, by the Visitors Center. It will be a judged show and the public will pick a “best of show”! During the event, restaurants and shops can be visited in the downtown area. **In the afternoon**, have lunch and then set out for a mapped drive thru the piney woods. Upon returning to the hotel, you can chose to participate in a craft or tech session or relax at the hotel by the beautiful pool. Saturday’s Banquet meal is a plated dinner, with choice of steak, salmon or chicken.

Hotel block will be available for Thursday, Friday and Saturday nights.

Tower King or Double Queen - \$129 (+ applicable taxes)

Contact hotel for dates before or after the event at the same rate

Upgraded rooms are also available for \$149 (+ taxes) - arrange by phone. To book rooms:

Call hotel at 936-564-1234 and use “Heart of Texas Corvair Reunion”

Use this link for direct access to reserve a room

<https://reservations.travelclick.com/102255?groupID=2534003>

Room block held until April 1st 2020

Activity Agenda:

Friday	“Pre-Hot” Tour	Optional for those arriving early: drive to local sights and lunch	Meet in hotel lobby at 10 am
	H.O.T Registration	Fredonia Hotel Lobby	3-7pm
	Welcome gathering, games	Nacogdoches Visitors Center, 200 E. Main (3 blocks from hotel)	7-10pm
Saturday	Registration	Downtown Square behind Visitor Center	8a-9a
	Car Show	Downtown Square behind Visitor Center	Set up: 8a-9a Show: 9a-12p
	Nacogdoches Driving Tour	Drive thru the piney woods of east Texas	Afternoon
	Optional:	Craft event - hotel Tech Session – hotel	3:30 – 5p
	Banquet Dinner	Fredonia Hotel, Banita Ballroom Social Gathering, Dinner and Awards	6p – 10 pm
	H.O.T Club Chair Meeting	Dining area of hotel	9-10am
	Sunday	Drive home!	Be Safe...



Heart of Texas *Corvair* Reunion

April 17-19, 2020



Need help? Contact Jeannette Alberte jalberte@att.net or 847-254-1399

Name (s): _____	Additional: _____
Address: _____	City, State, Zip: _____
Email address: _____	Club Affiliation: _____
Best # for contact: _____	Contact # at event: _____
Bringing a trailer? <input type="checkbox"/> Yes <input type="checkbox"/> No <input type="checkbox"/> Maybe?	Attending Pre-HOT Drive Friday? <input type="checkbox"/> Yes <input type="checkbox"/> No <input type="checkbox"/> Maybe?

Dinners must be ordered and paid by April 3, 2020 **NOTE: No refunds after April 3rd**

Individual/Family Registration Fee: Early Registration, received before March 15 th : \$30 Registration after March 15 th : \$40	\$ _____
Saturday Car Show: Enter for Category- Early Open (EO), Early Closed (EC), Late Open (LO), Late Closed (LC), Forward Control (FC) (if more cars, add on back of form or email) 1. Year: _____ Body Style _____ Color _____ Category _____ 2. Year: _____ Body Style _____ Color _____ Category _____	
Saturday Crafters Event: Customized pillow created by <i>you!</i> # _____ X \$15 each	\$ _____
Saturday Banquet Dinner: Plated and served, including dessert, ice tea and coffee. Entrée served with Rosemary roasted new potatoes and seasonal roasted baby vegetables	
-Chicken Scaloppini- (Mushroom, artichokes, madeira wine sauce) \$30 each x # _____ -Grilled Salmon- (Lemon Butter, capers) \$30 each x # _____ -Flat Iron Steak – (with butter, red wine demi glaze) \$36 each x # _____ <i>please contact in advance for vegetarian meal or special dietary needs</i>	\$ _____ \$ _____ \$ _____ Sub \$ _____
Apparel Orders Note: must be received by April 3 rd Shirt and Hats are “pine green” with event logo	
T- Shirt NO POCKET \$20 each # _____ Small # _____ Med # _____ LG # _____ XL # _____ XXL (add \$5) # _____ XXXL (add \$5)	Total \$ _____
T-Shirt WITH POCKET \$20 each # _____ Small # _____ Med # _____ LG # _____ XL # _____ XXL (add \$5) # _____ XXXL (add \$5)	Total \$ _____
Hats - \$15 each # _____ Unstructured # _____ Structured	Total \$ _____
Apparel Order (must be received by April 3rd and non-refundable after 4/3) Apparel order Total \$ _____	
Total for All Items: DUE \$ _____	

Two ways to register and pay:
1. Make checks payable to NTCA; Mail form and check to: NTCA, PO Box 170796, Irving, TX 75107
OR
2. Download the Venmo App, look for NTCA Payment, Submit payment and mail to PO BOX or email this form to NTCATreasurer@gmail.com

Reservations made to The Hotel Fredonia at 936-564-1234 and use “Heart of Texas Corvair Reunion” OR
Use this link for direct access to reserve a room for event dates
<https://reservations.travelclick.com/102255?groupID=2534003>
Note: Room block held open until 4/1/2020

The Central Oklahoma Corvair Club Monthly News is a monthly publication of the Central Oklahoma Corvair Association, INC. C.O.C.A is Chapter 731 of the Corvair Society of America. It is provided to all current members. Guests and nonmembers receive a complimentary copy upon request, and are welcome to attend our monthly meetings held the second Thursday of each month. The location will be listed on the front page of the newsletter. Membership is open to anyone with an interest in the Corvair Automobile. Dues are \$15 per year

MAILING ADDRESSES: All business mail, with the exception of the newsletter items, should be sent to the address of the club president.

Newsletter items must be sent to the editor and received by the 25th of the month for it to be included that month's issue. Email newslettercoca@gmail.com with your submissions

WE THE BOARD OF DIRECTORS ENCOURAGE YOU TO JOIN CORSA, ASK ANY OFFICER FOR AN APPLICATION. The Dues are \$45.00 for 12 months or \$90.00 for 26 months. This entitles you to the monthly publication of the CORSA "Communique", and other benefits.



Club Stats:

NUMBER OF MEMBERS	12	
NUMBER AT LAST MEETING	22	
NUMBER OF CORVAIRS DRIVEN	3	
NUMBER OF GUEST AT LAST MEETING	0	
NEW MEMBERS	1	

OFFICERS:

President:

David Castiaux
 10628 S.E. 44th Street
 Oklahoma City, OK 73150
 405-642-1056
dcastiaux@aol.com

Vice President:

Jim Gailey
 8224 N.W. 115th Street
 Oklahoma City, 73162
 405-615-7554
jgailey@cox.net

Secretary:

Joe Nels
 622 Cresent Circle
 Midwest City, Ok 73110
 405-733-8772
joenels@sbcglobal.net

Treasurer:

Ken Drye
 2512 S. Post Road
 Midwest City, OK, 73130
 405-732-6867.
kdrye84370@aol.com

BOARD OF DIRECTORS:

David Castiaux, Jim Gailey, Joe Nels, Ken Drye, David Clamp, Melinda Duvall, Liz Capron, Larry Duvall, Delia Silver

NEWSLETTER EDITOR:

Colleen Law
 7701 Deer Meadow Dr
 Oklahoma City, Ok 73150
newslettercoca@gmail.com



C.O.C.A WEBSITE:
<http://cokcca.org/>

Some Vendor Cards



TIKI AUTO GLASS
405-455-1271



John's Corvair Parts
NOS, New, Repro and Used Parts
<http://johnscorvairparts.vpweb.com>
John Sweet
1264 Walnut St. Stoneboro, PA 16153 814-336-9033
js189@zoominternet.net

SEND \$10.00 FOR CATALOG

CALIFORNIA CORVAIRS
(951) 284-3555
15090 LA PALMA DRIVE • CHINO, CA 91710

PARTS & REPAIR



CORVAIR 1.COM
Parts and Rebuilding Services
On Facebook and You Tube: Rafee Corvair
918-413-1548
Email: rafman@corvair1.com
Hook-up your ride with high-quality parts from Rafee Corvair

americanflat6.com

american
Corvair Performance Heads

412 S Vandiver San Antonio, TX 78209 phone 210.823.2879 Tom Knoblauch

Custom Cams Industrial Stock Diesel High Performance Imports

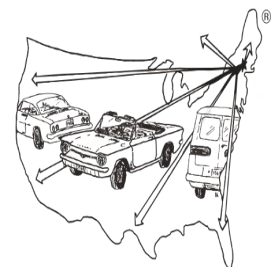
Willhoites Camshafts
(405) 681-0666

David Willhoite Fax: (405) 681-0667 willhoitescams@coxinet.net 2900 SW 13th Oklahoma City, OK 73108

Clark's Corvair Parts®

Our catalog lists over 15,000 parts for your Corvair. We carry engine parts, body panels, upholstery and much more! There are 1,000's of reproduced items available, pages of technical information and lots of other helpful hints.

Check us out at www.corvair.com or call today to order a copy of our printed catalog. You will quickly see why we are the world's largest supplier of parts and all your other Corvair needs. Clark's - More than Parts!



Clark's Corvair Parts® 400 Mohawk Trail, Shelburne Falls, MA 01370
(413)625-9776 www.corvair.com email: clarks@corvair.com

January 265 2020	Monthly Meeting - Diamond E Ranch Board of Directors voting DUES for the year are Due \$15.00
February 22, 2020	Monthly Meeting - Diamond E Ranch Cold Tuna—Wichita, KS
March 28, 2020	Monthly Meeting - Diamond E Ranch St. Patricks day parade - Downtown OKC - March 14
April 25, 2020	Monthly Meeting - Law Home directions in the Newsletter Heart of Texas – Nacogdoches TX 17 April - 19 April
May 23, 2020	Monthly Meeting - Diamond E Ranch Tri-State - May 15-17 Albuquerque NM
June 27, 2020	Monthly Meeting - Diamond E Ranch
July 25, 2020	Monthly Meeting - Diamond E Ranch Corsa Convention - 6-11 July 2270 Hotel Circle North, San Diego, CA. 92108
August 22, 2020	Monthly Meeting - Diamond E Ranch Watermelon Festival - Rush Springs
September 26, 2020	Monthly Meeting - Diamond E Ranch 2020 Great Plains Roundup ?
October 24, 2020	Monthly Meeting - Diamond E Ranch Corvair Heritage Days - Oct
November 28, 2020	Monthly Meeting - Diamond E Ranch
December 7th, 2019	TBD
1st Saturday	Cars and Coffee North Park Mall
2nd Saturday	Cars and Coffee Norman at Crest Foods W. Robinson
3rd Saturday	Cruise in for Coffee Midwest City Santa Fe Steak House parking lot Apr - Oct
1st and 3rd Thursdays	Thursday Night Cruisers - Mustang Apr - September
Sundays	Coffee at Kens